







Spelling: Common exception word





<p>Find and circle the word both.</p> <p><i>both</i> <i>bath</i> <i>busy</i> <i>both</i> <i>door</i> <i>busy</i> <i>both</i> <i>door</i> <i>busy</i> <i>bath</i> <i>both</i> <i>bath</i> <i>busy</i></p>	<p>Highlight the word both in these sentences.</p> <p>I like both toys. </p> <p>Both of my brothers play with me.</p> <p>Have you both eaten already? </p> 	<p>Clap the word both.</p> 	<p>Finish off the word both.</p> <table border="1"><tr><td>bo _ _ _</td><td>_ _ _ th</td></tr><tr><td>_ _ _ h</td><td>b _ _ _</td></tr></table> <p>Now write the full word.</p> <div style="border: 1px solid black; width: 100px; height: 30px; margin-left: 50px;"></div>	bo _ _ _	_ _ _ th	_ _ _ h	b _ _ _	<p>Trace the word both.</p> <p>both</p> <p><i>both</i></p> <p><i>both</i></p>	<p>Write the letters from the word both inside the boxes.</p> <div style="border: 1px solid black; width: 100px; height: 100px; margin-left: 50px; display: flex; align-items: center; justify-content: center;"><div style="border: 1px solid black; width: 20px; height: 20px; margin-right: 10px;"></div><div style="border: 1px solid black; width: 20px; height: 20px; margin-right: 10px;"></div><div style="border: 1px solid black; width: 20px; height: 20px; margin-right: 10px;"></div><div style="border: 1px solid black; width: 20px; height: 20px;"></div></div>	<p>Add the word both to these sentences.</p> <p>Hold the plate with _ _ _ hands. </p> <p>_ _ _ dogs were very muddy.</p> <p>Throw the ball with _ _ _ hands. </p>
bo _ _ _	_ _ _ th									
_ _ _ h	b _ _ _									

Set B English: Lesson 7

Phonics Use your phonics to read the words and match them to the pictures

(sm pr sc sk)

Circle the word that matches the picture.

	<p>small smash</p> <p>smooth smog</p>
	<p>prim pram</p> <p>prick prank</p>
	<p>scan scoop</p> <p>scab scarf</p>
	<p>skin desk</p> <p>skip tusk</p>



Write a caption for each picture, e.g. a warm, blue scarf.



Now, choose one word from the task above. Write a command and a statement

with your chosen word e.g. Skip faster! I love skipping.



Reading



LO I am learning to use my understanding of the text to answer the questions.

Fish and Chips

- 7 Jan and Dan meet near the church.
- 17 They get a bus to the fish and chip shop.
- 22 Nan will join them too.
- 30 Jan gets cod and chips in a dish.
- 36 Dan gets chips and a fork.
- 41 Nan gets eel and chips.
- 48 Then they all go to the park.



Read Together Quick Questions



1. Where did Jan and Dan meet? Tick one.

- on the bus
- at the fish and chip shop
- near the church



2. Find and copy the name of the fish that Jan has.



3. Number the events from 1-3 to show the order that they appear in the text.

- Nan gets eel and chips.
- Dan gets chips and a fork.
- They all go to the park.




4. How will Jan and Dan get home from the park? Tick one.

- on the bus
- in a boat
- on their bikes

Writing 

Review: 'Bossy' verbs



How many 'bossy' verbs can you list in 1 minute? 

LO I am learning to say what questions are.

Questions are sentences that ask you something. They usually end with a question mark.



What did you have for dinner?




Is it a question?

Read each sentence. If it is a question, write a question mark (?). If it is a statement, write a full stop (.).



a) Do you like fish



b) Can I play with you



c) Mum is cooking dinner



d) Is it raining



e) I like my hat



Can you write your own question? **Word bank:** a chocolate cake, delicious, sweet.
e.g. Is it a chocolate cake? Do you like cakes?





a) Would you like a slice of cake



b) Can I play with you



c) What is Farhan doing



d) Mum is cooking dinner



e) Is it raining



f) I like my hat



Can you write your own question? Could you use some adjectives?