

Spelling:

Common Exception Word Activity Mat: door

1

Find and circle the word **door**.

door do poor
 floor door floor
 do poor door
 door poor floor
 door do

Highlight the word **door** in these sentences.



Lock the door please.

The door is stuck again.

James is at the door.

Who is at the door?



Trace the word **door**.

door
 door
 door

Clap the word **door**.

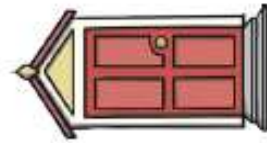


Finish off the word **door**.

do _ _ _ or
 _ _ _ r
 d _ _ _ _

Now write the full word.

Add the word **door** to these sentences.



I will answer the _____.

Don't open the _____.





Where is the _____?

Set B English: Lesson 1




Phonics Use your phonics to read the words and match them to the pictures.

(st nd mp nt)

Circle the word that matches the picture.

	stem	pest
	vest	nest
	bond	land
	pond	band
	jump	pump
	lamp	camp
	bent	tent
	went	sent

★ Write a caption for each picture, e.g. a big, blue tent.

★★ Now, choose two words and write a sentence with each of them. Can you use some conjunctions? e.g. We love camping, but our tent is very old.



Say



Check

Reading 

LO I am learning to find the key information in the text.

In the Tent

- 10 Gran and Fred slept in a tent for a night.
- 19 The camp was near a river. They set up
- 28 the tent next to a steep hill. Gran forgot
- 37 the hammer so they had to stamp on the
- 38 pegs.
- 46 There were strong gusts of wind in the
- 51 night. The tent fell down!
- 60 Fred did not like the night in the tent.



Read Together Quick Questions



1. What did Gran forget? Tick one.

- the pegs
- the hammer
- the tent



2. Number the facts from 1 to 3 to show the order order that they appear in the text.

- The tent fell down.
- The camp was near a river.
- Gran forgot the hammer.



3. Which word describes the gusts of wind?

- Tick one.
- strong
 - small
 - big



4. Why do you think that Fred did not like the night in the tent?

Writing 

LO I am learning to use different tenses.

BBC Bitesize: What are past, present and future tense?

Watch the video: <https://www.bbc.co.uk/bitesize/topics/zrqqtfjr/articles/z3dbg82>



Past Simple tense (what already happened): Yesterday, I walked to school.

Present Simple tense (what happens regularly): I walk to school every Friday.

Future tense (what will happen): Tomorrow, I will walk to school.



Set B English: Lesson 1



Sort the sentences into present, past or future tenses:

Present	
Past	
Future	

I always listen to my teacher.	She will look at the books later.	I will listen to my teacher tomorrow.	She loves looking at the books.
She looked at the books yesterday.	We often talk to our friends.	Last month, we talked to our friends.	I listened to my teacher last week.
He sometimes makes cakes in the kitchen.	Next week, we will talk to our friends.	Last year, he made a cake.	He will make a cake for my birthday.

☆☆ Can you write your own sentences, using different tenses? A B
C  

Present tense 

Past tense 

Future tense 

<p><i>Present Simple tense</i></p>	<p>Simple Present</p> <p>The Simple Present can be used to describe something that happens regularly, to give an instruction, to describe something that has been arranged or to talk about the future after certain conjunctions have been used (after, when, before, as soon as, until).</p> <p>e.g.</p> <table style="width: 100%; border: none;"> <tr> <td style="width: 33%;">I bake</td> <td style="width: 33%;">He/She/It bakes</td> <td style="width: 33%;">You bake (plural)</td> </tr> <tr> <td>You bake (singular)</td> <td>We bake</td> <td>They bake</td> </tr> </table>	I bake	He/She/It bakes	You bake (plural)	You bake (singular)	We bake	They bake
I bake	He/She/It bakes	You bake (plural)					
You bake (singular)	We bake	They bake					
<p><i>Past Simple tense</i></p>	<p>Simple Past</p> <p>Simple Past is also known as Past Simple and describes events which happened at a specific time, but are now completed.</p> <p>e.g.</p> <table style="width: 100%; border: none;"> <tr> <td style="width: 50%;">I baked</td> <td style="width: 50%;">We baked</td> </tr> <tr> <td>You baked (singular)</td> <td>You baked (plural)</td> </tr> <tr> <td>He/She/It baked</td> <td>They baked</td> </tr> </table>	I baked	We baked	You baked (singular)	You baked (plural)	He/She/It baked	They baked
I baked	We baked						
You baked (singular)	You baked (plural)						
He/She/It baked	They baked						
<p><i>Future tense</i></p>	<p>Simple Future</p> <p>Simple Future is also known as Future Simple and describes events which will take place.</p> <p>e.g.</p> <table style="width: 100%; border: none;"> <tr> <td style="width: 50%;">I will bake</td> <td style="width: 50%;">We will bake</td> </tr> <tr> <td>You will bake (singular)</td> <td>You will bake (plural)</td> </tr> <tr> <td>He/She/It will bake</td> <td>They will bake</td> </tr> </table>	I will bake	We will bake	You will bake (singular)	You will bake (plural)	He/She/It will bake	They will bake
I will bake	We will bake						
You will bake (singular)	You will bake (plural)						
He/She/It will bake	They will bake						

